



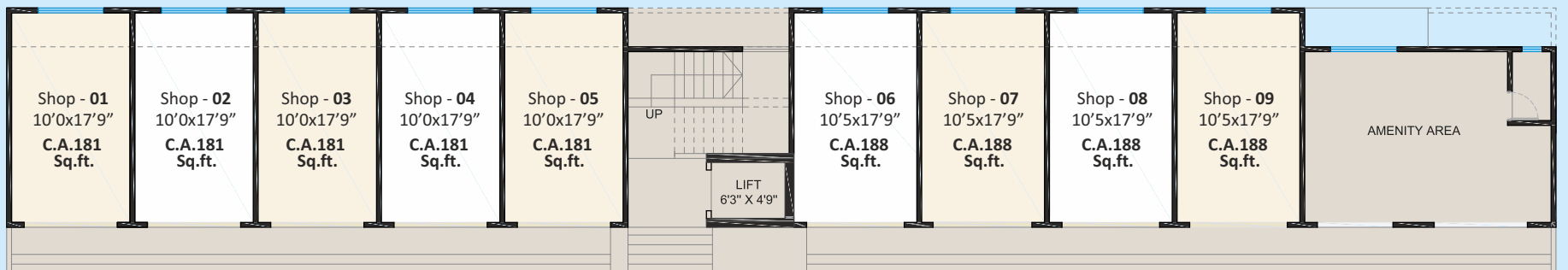
# ROAD TOUCH SHOPS

All the shops in ADI eXpress face the road. In fact all shops are equally visible from the road. And is located in Central Moshi that has 60,000+ middle class residents and the number is growing daily. **A retail shop owner's dream location.** ADI eXpress, is where your retail business will achieve "sure-shot success"!! The shops are perfectly sized and come with premium specifications and ample parking spaces. Book today before these limited number of shops get sold out. Also you'll get priority choice.

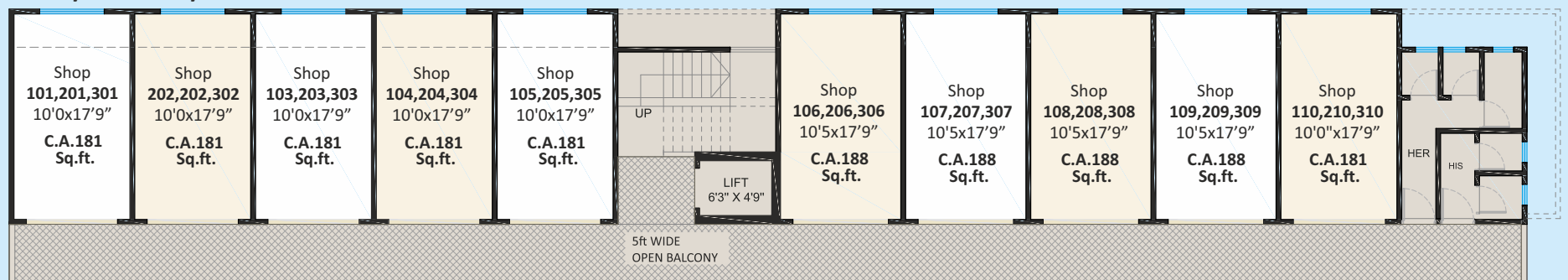
**BOOK TODAY!**



## STILT FLOOR PLAN



## FIRST / SECOND / THIRD FLOOR PLAN



### Stilt Floor

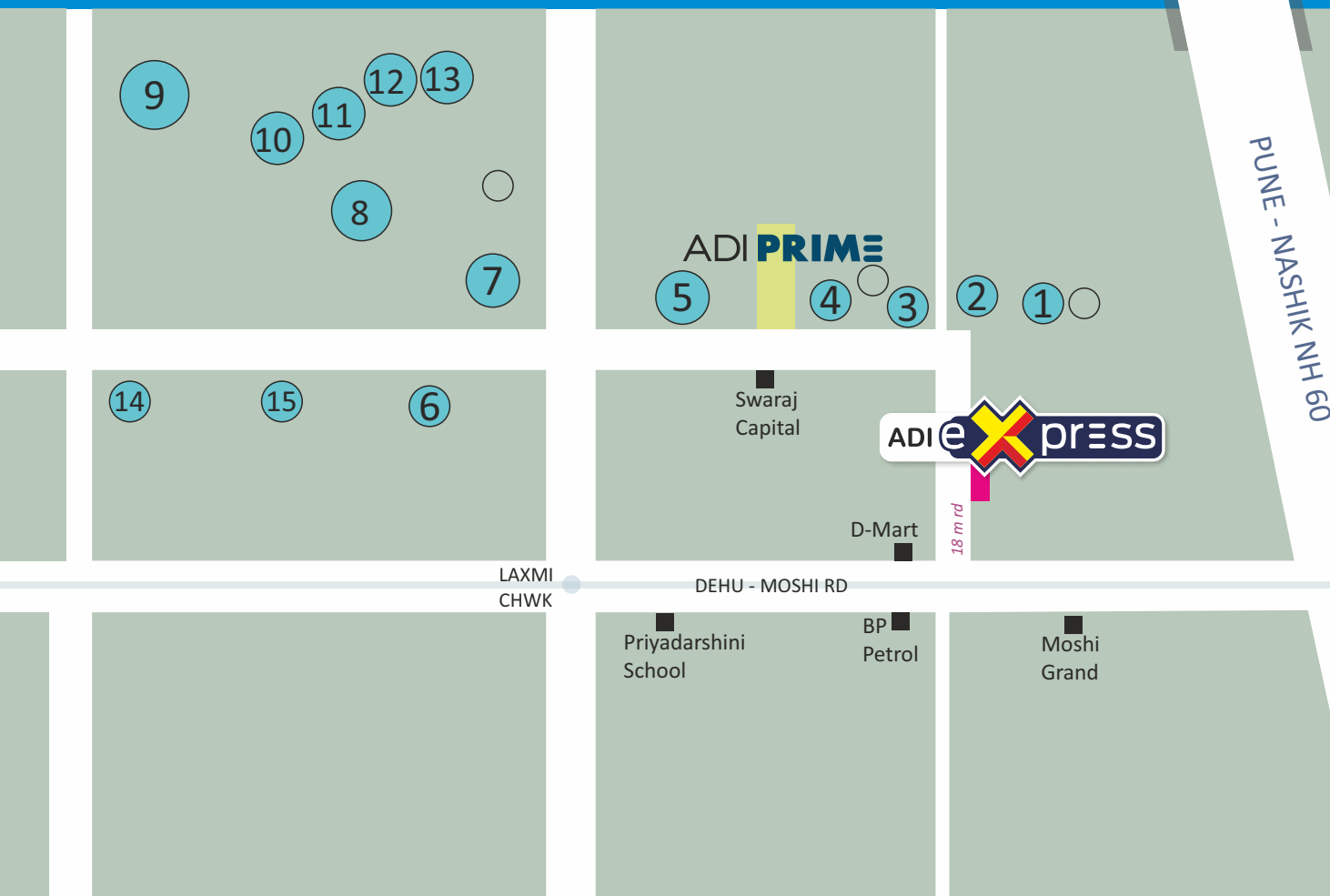
Shop Nos.	Carpet Area (Sq.Mt.)	Enclosed Balcony (Sq.Mt.)	Total Carpet Area (Sq.Mt.)	Total Carpet Area (Sq.Ft.)
01,02,03,04,05	14.18	2.67	16.85	181
06,07,08,09	14.71	2.77	17.48	188

### First, Second & Third Floors

Shop Nos.	Carpet Area (Sq.Mt.)	Enclosed Balcony (Sq.Mt.)	Total Carpet Area (Sq.Mt.)	Total Carpet Area (Sq.Ft.)
01,02,03,04,05 & 10	14.18	2.67	16.85	181
06,07,08,09	14.71	2.77	17.48	188



INDRAYANI RIVER



Perfect Retail Destination  
with Max Middle Class population

- 1 Swadesha
- 2 Silver9
- 3 Pristine Greens
- 4 Shubhyog
- 5 Swaraj
- 6 Krystal City
- 7 Paradise One
- 8 Aishwaryam Hamara
- 9 River Residency
- 10 Swapnapurti Residency
- 11 Sai Vastu Park
- 12 Millenium Paramount
- 13 Legacy River side
- 14 Blessings
- 15 Om Sai Avenue
- + Other New Projects



**60,000+**  
**READY CUSTOMER**  
**BASE**

Site:  
Lane Next to D-Mart,  
Opp BP Petrol Pump,  
Borhadewadi, MOSHI,  
Pune 412105

TEL  
**70268 88080**



Adi Estates,  
101, ADI PRIME,  
Next to Swaraj  
Borhadewadi, MOSHI,  
Pune 412105



**ROAD TOUCH SHOPS**

Central Moshi



ESTATES  
[www.adiestates.com](http://www.adiestates.com)